



UTENSILI SALDOBRASATI

BRAZED TOOLS

PRODOTTO	PAG.
<u>ART. 400 Frese sagomate</u>	<u>146</u>
<u>ART. 403 Frese per canali con taglienti diritti / ART. 404 Frese per canali con 4 taglienti diritti e 4 rasanti</u>	<u>148</u>
<u>ART. 405 Frese per canali a spessore regolabile mediante anelli</u>	<u>149</u>
<u>ART. 461 Punte per pantografo sagomate</u>	<u>150</u>

ART. 400

Frese sagomate

Profile cutters

- Per frese Z.3: **Sconto 6%**
- Per frese Z.6: **Aumento 30%**
- Per profili con profondità sagoma superiore a mm. 20: **Aumento 15%**



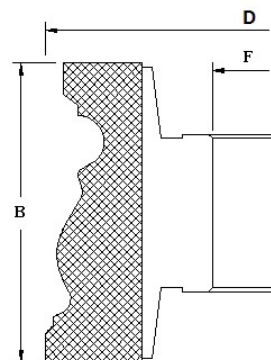
Frese sagomate su disegno. Esecuzione con 3 - 4 - 6 taglienti dritti o inclinati, secondo il tipo di profilo richiesto. Si costruiscono con riporti in HM per legni teneri, duri, incollati, truciolari, MDF.



Profile cutters to customers drawing and specifications. Made with 3 - 4 - 6 straight or slanted cutting edges according to type of profile requested. Cutters constructed with HM facings for soft and hard woods, glued woods, chipboard, MDF.



Cod.	D	B	Z	F
400.100.010....	100	10	4	35/40
400.100.015....	100	15	4	35/40
400.100.020....	100	20	4	35/40
400.100.025....	100	25	4	35/40
400.100.030....	100	30	4	35/40
400.100.035....	100	35	4	35/40
400.100.040....	100	40	4	35/40
400.100.045....	100	45	4	35/40
400.100.050....	100	50	4	35/40
400.100.060....	100	60	4	35/40
400.100.070....	100	70	4	35/40
400.100.080....	100	80	4	35/40
400.100.090....	100	90	4	35/40
400.100.100....	100	100	4	35/40
400.120.010....	120	10	4	35/40
400.120.015....	120	15	4	35/40
400.120.020....	120	20	4	35/40
400.120.025....	120	25	4	35/40
400.120.030....	120	30	4	35/40
400.120.035....	120	35	4	35/40
400.120.040....	120	40	4	35/40
400.120.045....	120	45	4	35/40
400.120.050....	120	50	4	35/40
400.120.060....	120	60	4	35/40
400.120.070....	120	70	4	35/40
400.120.080....	120	80	4	35/40
400.120.090....	120	90	4	35/40
400.120.100....	120	100	4	35/40
400.140.010....	140	10	4	35/40
400.140.015....	140	15	4	35/40
400.140.020....	140	20	4	35/40
400.140.025....	140	25	4	35/40
400.140.030....	140	30	4	35/40
400.140.035....	140	35	4	35/40
400.140.040....	140	40	4	35/40
400.140.045....	140	45	4	35/40
400.140.050....	140	50	4	35/40
400.140.060....	140	60	4	35/40
400.140.070....	140	70	4	35/40
400.140.080....	140	80	4	35/40
400.140.090....	140	90	4	35/40
400.140.100....	140	100	4	35/40



ART. 400

Frese sagomate

Profile cutters

- Per frese Z.3: **Sconto 6%**
- Per frese Z.6: **Aumento 30%**
- Per profili con profondità sagoma superiore a mm. 20: **Aumento 15%**



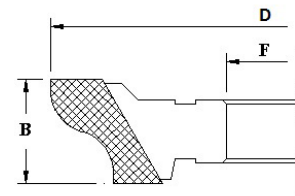
rese sagomate su disegno. Esecuzione con 3 - 4 - 6 taglienti dritti o inclinati, secondo il tipo di profilo richiesto. Si costruiscono con riporti in HM per legni teneri, duri, incollati, truciolari, MDF.



Profile cutters to customers drawing and specifications. Made with 3 - 4 - 6 straight or slanted cutting edges according to type of profile requested. Cutters constructed with HM facings for soft and hard woods, glued woods, chipboard, MDF.




Cod.	D	B	Z	F
400.160.010....	160	10	4	35/40
400.160.015....	160	15	4	35/40
400.160.020....	160	20	4	35/40
400.160.025....	160	25	4	35/40
400.160.030....	160	30	4	35/40
400.160.035....	160	35	4	35/40
400.160.040....	160	40	4	35/40
400.160.045....	160	45	4	35/40
400.160.050....	160	50	4	35/40
400.160.060....	160	60	4	35/40
400.160.070....	160	70	4	35/40
400.160.080....	160	80	4	35/40
400.160.090....	160	90	4	35/40
400.160.100....	160	100	4	35/40
400.180.010....	180	10	4	35/40
400.180.015....	180	15	4	35/40
400.180.020....	180	20	4	35/40
400.180.025....	180	25	4	35/40
400.180.030....	180	30	4	35/40
400.180.035....	180	35	4	35/40
400.180.040....	180	40	4	35/40
400.180.045....	180	45	4	35/40
400.180.050....	180	50	4	35/40
400.180.060....	180	60	4	35/40
400.180.070....	180	70	4	35/40
400.180.080....	180	80	4	35/40
400.180.090....	180	90	4	35/40
400.180.100....	180	100	4	35/40
400.200.010....	200	10	4	35/40
400.200.015....	200	15	4	35/40
400.200.020....	200	20	4	35/40
400.200.025....	200	25	4	35/40
400.200.030....	200	30	4	35/40
400.200.035....	200	35	4	35/40
400.200.040....	200	40	4	35/40
400.200.045....	200	45	4	35/40
400.200.050....	200	50	4	35/40
400.200.060....	200	60	4	35/40
400.200.070....	200	70	4	35/40
400.200.080....	200	80	4	35/40
400.200.090....	200	90	4	35/40
400.200.100....	200	100	4	35/40




ART. 403

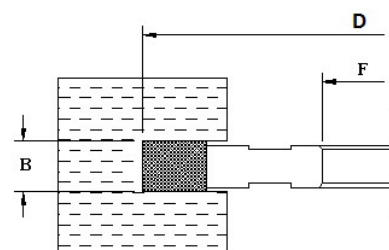
Frese per canali con taglienti diritti

Grooving cutters with straight cutting edges

 Frese per canali a spessore costante con 6 taglienti diritti in HM, per legni duri, teneri, incollati, truciolari.

 Costant thickness grooving cutter with 6 straight cutting edges HM. For hard and soft wood, glued woods, chipboard.


Cod.	D	B	Z	F
403.140.004....	140	4	6	35/40
403.140.006....	140	6	6	35/40
403.140.008....	140	8	6	35/40
403.140.010....	140	10	6	35/40
403.140.012....	140	12	6	35/40
403.140.014....	140	14	6	35/40
403.140.016....	140	16	6	35/40
403.140.018....	140	18	6	35/40
403.140.020....	140	20	6	35/40




ART. 404

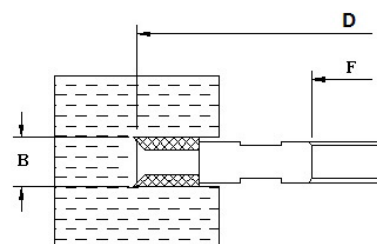
Frese per canali con 4 taglienti diritti e 4 rasanti

Grooving cutters with straight cutting edges and trimmers

 Frese per canali a spessore costante con 4 taglienti diritti e 4 rasanti in HM, per legni duri, teneri, incollati, truciolari.

 Costant thickness grooving cutter with 4 straight cutting edges and 4 trimmers HM. For hard and soft wood, glued woods, chipboard.

Cod.	D	B	Z	F
404.140.004....	140	4	4+4	35/40
404.140.006....	140	6	4+4	35/40
404.140.008....	140	8	4+4	35/40
404.140.010....	140	10	4+4	35/40
404.140.012....	140	12	4+4	35/40
404.140.014....	140	14	4+4	35/40
404.140.016....	140	16	4+4	35/40
404.140.018....	140	18	4+4	35/40
404.140.020....	140	20	4+4	35/40



ART. 405

Frese per canali a spessore regolabile mediante anelli

Cutter for grooving with thickness adjusted by spacer rings

· Per frese Z.6+6: **Aumento 30%**



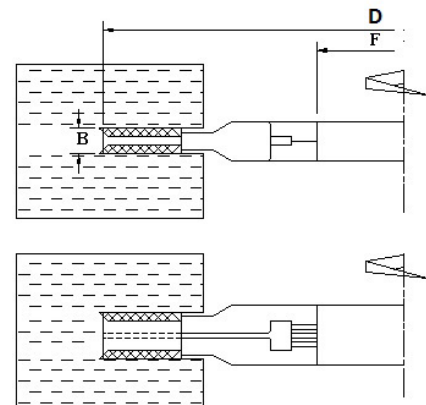
Frese per canali regolabili mediante anelli. Esecuzione in HM per legni duri, teneri, incollati, truciolari.



Cutter for making grooves with thickness adjusted by spacer rings. HM for soft and hard woods, glued woods, chipboard.



Cod.	D	B	Z	F
405.140.0306....	140	3-5,5	4+4	35/40
405.140.0408....	140	4-7,5	4+4	35/40
405.140.0510....	140	5-9,5	4+4	35/40
405.140.0816....	140	8-15,5	4+4	35/40
405.140.1224....	140	12-23,5	4+4	35/40
405.140.1530....	140	15-29,5	4+4	35/40
405.160.0306....	160	3-5,5	4+4	35/40
405.160.0408....	160	4-7,5	4+4	35/40
405.160.0510....	160	5-9,5	4+4	35/40
405.160.0816....	160	8-15,5	4+4	35/40
405.160.1224....	160	12-23,5	4+4	35/40
405.160.1530....	160	15-29,5	4+4	35/40
405.180.0306....	180	3-5,5	4+4	35/40
405.180.0408....	180	4-7,5	4+4	35/40
405.180.0510....	180	5-9,5	4+4	35/40
405.180.0816....	180	8-15,5	4+4	35/40
405.180.1224....	180	12-23,5	4+4	35/40
405.180.1530....	180	15-29,5	4+4	35/40



ART. 461

Punte per pantografo sagomate

HM profile router



Punte per pantografo sagomate su disegno. Esecuzione con 2 taglienti dritti o inclinati, secondo il tipo di profilo richiesto. Si costruiscono con riporti in HM per legni teneri, duri, incollati, truciolari e MDF.



Profile cutters to customers drawing and specifications. Made with 2 straight or slanted cutting edges according to type of profile requested. Cutters constructed with HM facings for soft, hard, glued woods, chipboard and MDF.



Cod.	D	B	Z
461.030.030....	30	30	2
461.030.040....	30	40	2
461.030.050....	30	50	2
461.030.060....	30	60	2
461.030.080....	30	80	2
461.040.030....	40	30	2
461.040.040....	40	40	2
461.040.050....	40	50	2
461.040.060....	40	60	2
461.040.080....	40	80	2
461.050.030....	50	30	2
461.050.040....	50	40	2
461.050.050....	50	50	2
461.050.060....	50	60	2
461.050.080....	50	80	2
461.060.030....	60	30	2
461.060.040....	60	40	2
461.060.050....	60	50	2
461.060.060....	60	60	2
461.060.080....	60	80	2
461.070.030....	70	30	2
461.070.040....	70	40	2
461.070.050....	70	50	2
461.070.060....	70	60	2
461.070.080....	70	80	2
461.080.030....	80	30	2
461.080.040....	80	40	2
461.080.050....	80	50	2
461.080.060....	80	60	2
461.080.080....	80	80	2
461.100.030....	100	30	2
461.100.040....	100	40	2
461.100.050....	100	50	2
461.100.060....	100	60	2
461.100.080....	100	80	2
461.120.030....	120	30	2
461.120.040....	120	40	2
461.120.050....	120	50	2
461.120.060....	120	60	2
461.120.080....	120	80	2

